

The following work will be done over the next 5 days with Carney Sensei taking leave to be with his family after the birth of a daughter. Please be mindful of the people monitoring you. Stay on task and read instructions thoroughly before beginning.

The work will be assessed as a **Participation grade**.

The work presented here is in preparation for your final project in this course. The project will be assigned and explained upon Carney Sensei's return. Completion of this work will make completion of the project MUCH MUCH easier for you.

HOWEVER, Students in danger of failing the course due to SIGNIFICANT amounts of overdue work, keep in mind the next five days are participation grades. The classwork and assessment grades you are missing are MUCH MORE VITAL to your standing in the class. Here is the list of assignments you MUST check to ensure you have completed. Use your time to ensure your passing status in this course.

Classwork:

1. Writing Activity 11/13 https://www.youtube.com/watch?v=uSWs_uqGdy8
2. Listening: Fill in the Blank <https://www.youtube.com/watch?v=rMexM3C7eK4>
3. Writing Activity 11/30 <https://www.youtube.com/watch?v=zw2p9U5rzXA>
4. Hiragana Vocab 01 and 02 <https://www.youtube.com/watch?v=Hu1H7fbakr4>
5. FlipGrid Pt. 2: Do you like...?/Answer Peers <https://www.youtube.com/watch?v=qTe8AhHc9pk>
6. FlipGrid Pt. 3: What do you like? (Answer teacher questions) <https://www.youtube.com/watch?v=Hh8gis1ciPA>

Assessments:

1. Make-up Assignment Quiz 1 (found in Grade Repair section of Notebook)
2. Make-up Assignment Quiz 2 (found in Grade Repair section of Notebook)
3. Make-up Assignment Quiz 3 (found in Grade Repair section of Notebook)
4. Make-up Assignment Quiz 4 (found in Grade Repair section of Notebook)
5. Make-up Assignment Quiz 5 (found in Grade Repair section of Notebook)

Objectives for Independent Work Time (while Sensei is away):

I can produce and interpret verbal Japanese sentences to describe my room in order to communicate basic information about myself to Japanese speakers.

I can create and interpret written Japanese sentences in Hiragana to describe my room in order to communicate basic information about myself to Japanese speakers.

Schedule of Activities for each Day Sensei will be Gone: (Work for all days is located below, so scroll down to find detailed information and explanation).

Day 1 :

Hiragana Vocab 04

Quizlet for *Items Found at Home*

Day 2 :

What's in my room – Listening T/F

What's in my room – Fill in the Blank

Day 3 :

Reading – Matching: Sentence to Picture

Day 4 :

Review Day

- Number connect the dots
- DuoLingo 200XP

Day 5 :

FlipGrid – My Room: Record yourself describing the items in your room.

This FlipGrid will be very valuable in preparing for the project, as part of your project will require you to record sentences exactly like the ones called for here, so you can receive confirmation you are doing things correctly by completing it BEFORE you even begin the project.

Continue to Next Page

Vocabulary List for Week: The following list will be used through all activities this week

Quizlet Available Here: https://quizlet.com/_9avs1p?x=1qqt&i=2bsdjd

(わたしの) へや

(My) Room

- Beddo Bed
- つくえ Desk
- いす Chair
- まくら Pillow
- Shiitsu Sheets
- Hea Burashi Hair Brush
- Geemu Video Game (Console)
- Terebi TV
- Pasokon Computer
- ほん Book
- ほんだな Bookshelf
- かがみ Mirror
- でんき Light
- Kurozetto Closet
- えんぴつ Pencil
- Pen Pen
- はさみ Scissors
- のり Glue
- かみ Paper
- Kureyon Crayons
- Booru Ball
- おもちゃ Toys
- ぬいぐるみ Stuffed Animals
- Posutaa Poster
- けいたい Cell Phone
- えのぐ Drawing Materials (art supplies)

Day 1 : 1月19日 Hiragana Voacb 04: Things Found at Home

Hiragana Worksheet Instructions :

Quizlet : https://quizlet.com/_9avs1p?x=1qqt&i=2bsdjd

1. Below is a list of vocabulary you have likely not seen before.
2. Fill in the Romaji for each item
3. You will be using this vocab for all the activities this week along with several more words borrowed from English you can review above or in the Quizlet linked above



Desk つくえ _____



Glue のり _____



Chair いす _____



Paper かみ _____



Pillow まくら _____



Toy おもちゃ _____



Book ほん _____



Stuffed Animal

ぬいぐるみ _____



Bookshelf ほんだな _____



Mirror かがみ _____



Cell Phone

けいたい _____



Light でんき _____



Pencil えんぴつ _____



Drawing Materials (art supplies)

えのぐ _____



Scissors はさみ _____

WATCH THIS FIRST! → New Pattern :

Listening : True False

1. Watch the Following Video
2. Mark each number below T or F for *true* or *false* based on what you hear and see in the video

Video link : <https://www.youtube.com/watch?v=hr0EW8e1-zA>

① _____

⑥ _____

② _____

⑦ _____

③ _____

⑧ _____

④ _____

⑨ _____

⑤ _____

⑩ _____

Listening : Fill in the Blank

1. Watch the video below. You will hear each sentence below read out loud.
2. Using words from the box, fill in the missing word for each sentence based on what you hear in the video.

Video link : https://www.youtube.com/watch?v=r0_MVmq7H3A

Hea Burashi	いす	けいたい	
	つくえ		Beddo
かがみ		Posutaa	
			まくら
えんぴつ	えのぐ		

- ①わたしのへやに _____が あります。
- ②わたしのへやに _____が あります。
- ③わたしのへやに _____が あります。
- ④わたしのへやに _____が あります。
- ⑤わたしのへやに _____が あります。

Instructions: Match each sentence below to the image it describes on the right by filling in the letter of the image next to the sentence.

① ___わたしのへやに Terebi が あります。

② ___わたしのへやに ぬいぐるみが あります。

③ ___わたしのへやに かがみが あります。

④ ___わたしのへやに ほんだなが あります。

⑤ ___わたしのへやに つくえが あります。






⑥ ___わたしのへやに えのぐが あります。

⑦ ___わたしのへやに Geemu が あります。

⑧ ___わたしのへやに Pasokon が あります。

⑨ ___わたしのへやに Booru が あります。

⑩ ___わたしのへやに Posutaa が あります。



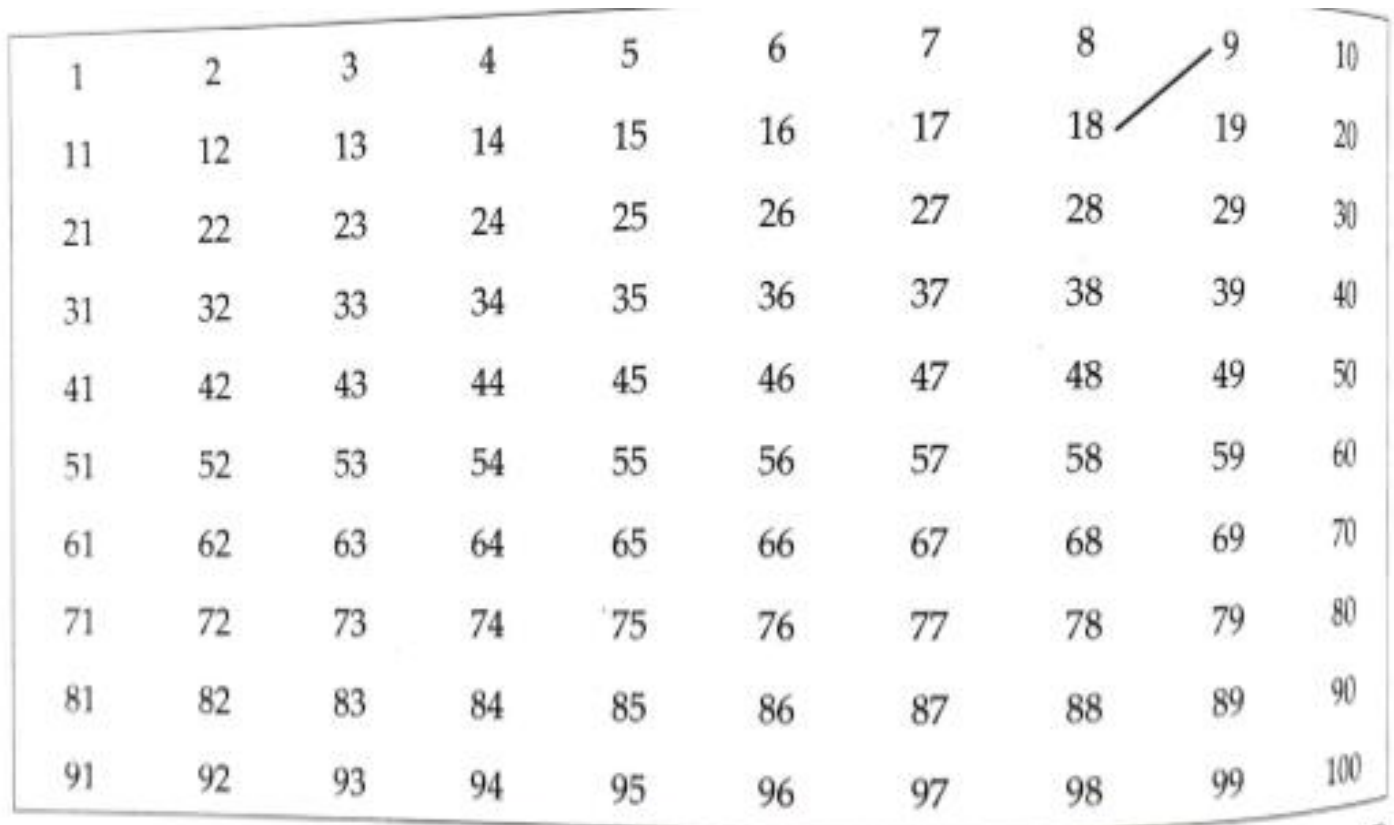
Day 4 : 1月22日

Number Review

1. Listen to the video and connect the dots on the page using the PEN TOOL from the DRAW TAB above.
2. Feel free to pause and repeat numbers as much as you need.

Video Link : <https://www.youtube.com/watch?v=tqKdgKi-GdY>

You should see the shape of Japan begin to emerge.



1	2	3	4	5	6	7	8	9	10
11	12	13	14	15	16	17	18	19	20
21	22	23	24	25	26	27	28	29	30
31	32	33	34	35	36	37	38	39	40
41	42	43	44	45	46	47	48	49	50
51	52	53	54	55	56	57	58	59	60
61	62	63	64	65	66	67	68	69	70
71	72	73	74	75	76	77	78	79	80
81	82	83	84	85	86	87	88	89	90
91	92	93	94	95	96	97	98	99	100

DuoLingo: Complete 100XP of any assignments you like in Japanese

Day 5 : 1月25日

1. Look around your room and practice using the pattern from the week of independent work (*I have ... in my room*).
2. Choose 5 objects in your room that you feel you can easily put into the pattern.
3. Click on the FlipGrid link below.
4. Record yourself introducing the 5 items you chose.
5. An example video is already uploaded there for you if you aren't sure what to do.

Choose the link for your class period:

3rd period: <https://flipgrid.com/d7f35231>

4th period: <https://flipgrid.com/052956b9>

5th period: <https://flipgrid.com/5a147a75>

6th period: <https://flipgrid.com/5e47a21f>